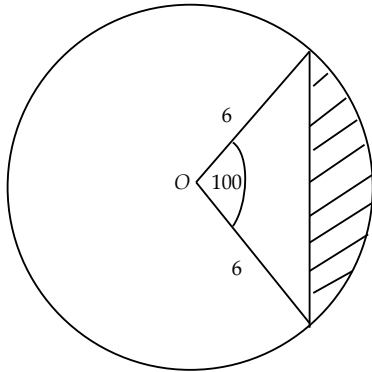


# Segment Areas

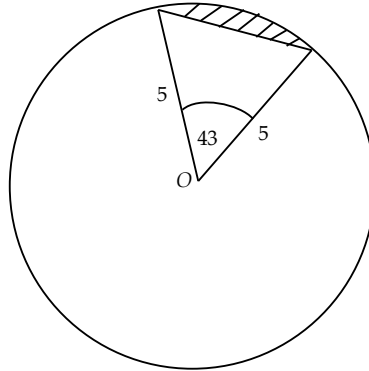
All units are in centimetres. Find the areas of the shaded segments in the diagrams below. Give all answers to three significant figures.

1.



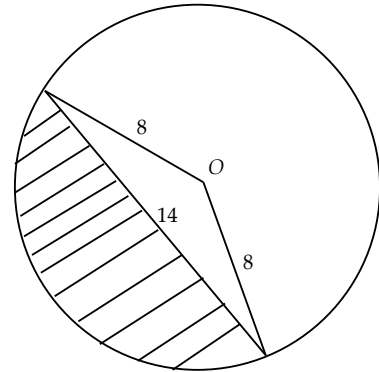
13.7 cm<sup>2</sup>

4.



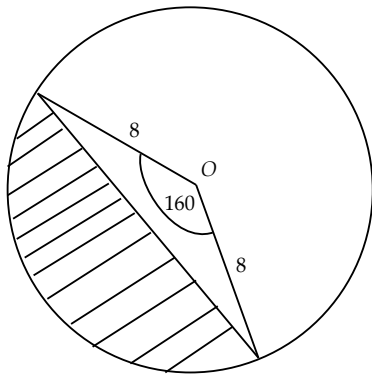
0.856 cm<sup>2</sup>

6.



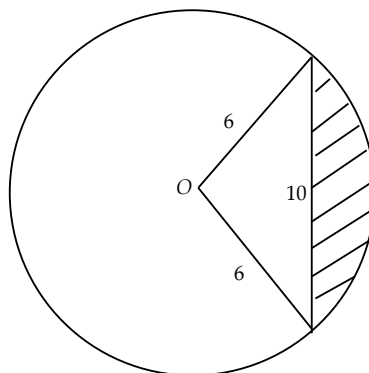
41.1 cm<sup>2</sup>

2.



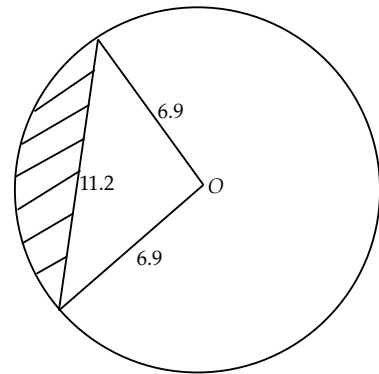
78.4 cm<sup>2</sup>

5.



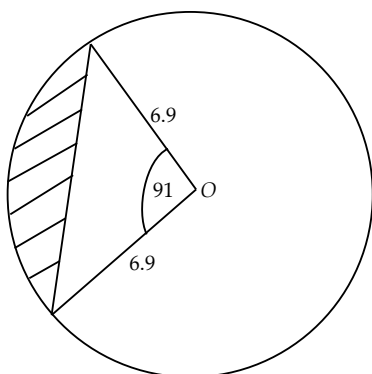
14.0 cm<sup>2</sup>

7.



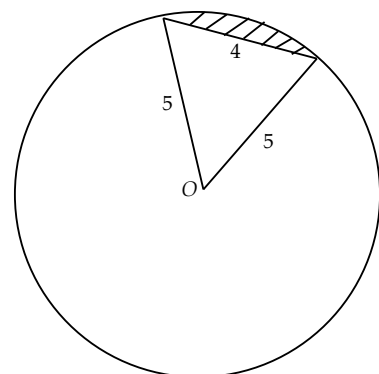
22.5 cm<sup>2</sup>

3.



18.9 cm<sup>2</sup>

8.



1.12 cm<sup>2</sup>